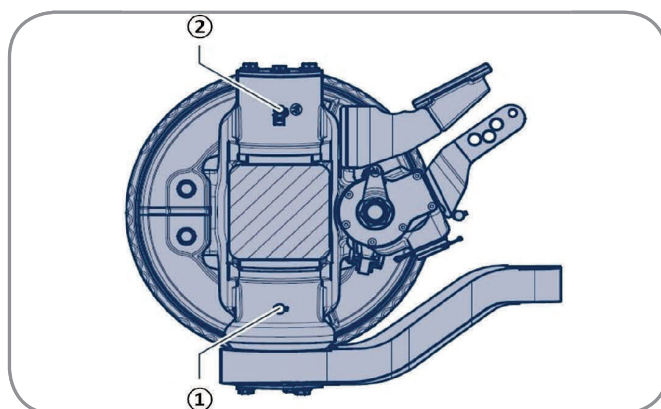
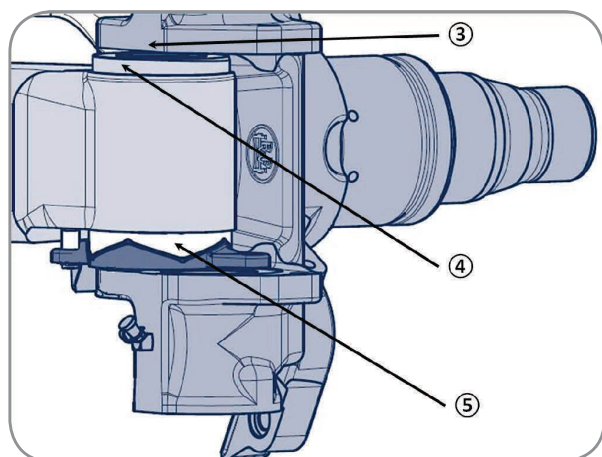
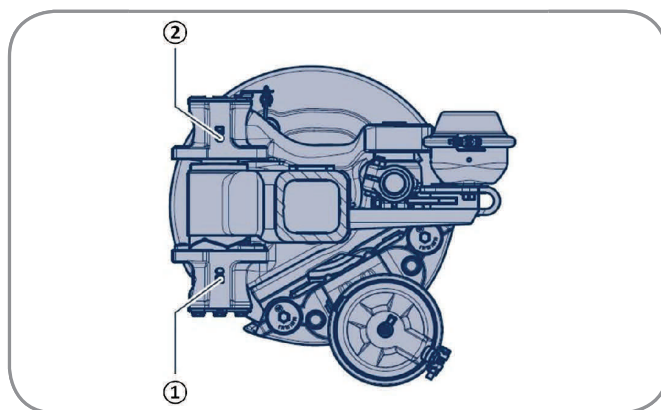


Procedure for Re-greasing BPW LL Self-steering Axles

- ⦿ Park the vehicle on level ground and chock the wheels.
- ⦿ Clean the kingpin areas and the grease nipples and check grease nipples for tightness and serviceability.
- ⦿ Check the relevant wear indicators for remaining life of thrust washers – see *Tech Topics 04/2015 for more information*.
- ⦿ Jack up the self steering axle until the wheels are off the ground to unload the kingpins.
- ⦿ Release the steer axle lock.
- ⦿ Apply the correct **BPW ECO Plus Grease** to the relevant grease nipple at the bottom – ❶ – of the steering knuckle.
- ⦿ While applying the grease rotate the kingpins so that the grease is spread correctly all around the wear areas inside the steering knuckle.
- ⦿ Keep applying grease until the new grease appears in the gap between the undulating thrust washers – ❷ – this will push out the old grease.
- ⦿ Continue to apply new grease until all traces of old grease are pushed out of the gap between the undulating washers – ❷
- ⦿ Wipe away excess grease so that the new grease forms a seal around the undulating washers – ❷
- ⦿ Apply the correct **BPW ECO Plus Grease** to the relevant grease nipple at the top – ❸ – of the steering knuckle.



BPW Drum Brake Axle



BPW Disc Brake Axle

- ⦿ While applying the grease rotate the kingpins so that the grease is spread correctly all around the wear areas inside the steering knuckle.
- ⦿ Keep applying grease until the new grease appears around the kingpin in the gap between the steering knuckle – ❸ – and the axle housing – ❹ – this will push out the old grease.
- ⦿ Continue to apply new grease until all traces of old grease are pushed out of the gap between the steering knuckle – ❸ – and the axle housing – ❹
- ⦿ Wipe away excess grease so that the new grease forms a seal around the gap between the steering knuckle – ❸ – and the axle housing – ❹
- ⦿ Replace grease nipple caps.

- ⦿ The use of a high pressure central lubrication system which is capable of feeding special longlife grease – **BPW ECO Plus Grease** – of viscosity class 2-3 is permitted.
- ⦿ The use of liquid lubricants is not permitted.
- ⦿ Failure to use the required **BPW ECO Plus Grease** during the first 12 months of use may invalidate the warranty.

For further **BPW Self Steering Axle** maintenance requirements please refer to the **BPW Transpec Operator's Manual** – available on request.

Victoria (Head office)

1-11 Cherry Lane,
Laverton North Vic 3026

Phone (03) 9267 2444

Fax (03) 9369 4826

New South Wales

10 Squill Place,
Arndell Park NSW 2148

Phone (02) 8811 7000

Fax (02) 8811 7050

Queensland

10 Bernoulli Street,
Darra Qld 4076

Phone (07) 3217 0877

Fax (07) 3217 0230

Western Australia

20 Brennan Way,
Belmont WA 6104

Phone (08) 9479 5822

Fax (08) 9479 6922

1300 651 652

info@bpwtranspec.com.au

bpwtranspec.com.au